

Community Forums to Solicit Magnet Program Feedback

Baltimore County Public Schools' magnet programs are unique, theme-related, educational options that draw students across school attendance boundaries to BCPS-approved locations through the magnet application and admissions process.

Baltimore County Public Schools is hosting a series of eight community forums to solicit input related to the school system's magnet schools and programs.



Discussion topics will include:

- Program and Information Access
- Admissions Process
- Instructional Standards

Why participate? Feedback from the community forums and online surveys will be used to develop recommendations to bring to the Board of Education for its consideration.

Registration: For planning purposes, those wishing to participate are asked to register for one of the community forums listed below. Please see the next page for registration information.

Dates	Community Forum Locations	Times
Tuesday, March 3, 2015	Woodlawn High School 1801 Woodlawn Drive, Woodlawn 21207	7–9 p.m.
Wednesday, March 4, 2015	Kenwood High School 501 Stemmers Run Road, Middle River 21221	7–9 p.m.
Thursday, March 5, 2015	Library County Campus Metro Centre at Owings Mills 10302 Grand Central Avenue, Owings Mills 21117	1–3 p.m.
*Thursday, March 5, 2015 (Interpreting Services Available)	Milford Mill Academy 3800 Washington Avenue, Milford 21244	7–9 p.m.
*Tuesday, March 10, 2015 (Interpreting Services Available)	Dundalk CCBC Roy N. Station Bldg. Rm 102 7200 Sollers Point Road, Dundalk 21222	1–3 p.m.
Tuesday, March 10, 2015	Sollers Point Technical High School 1901 Delvale Avenue, Dundalk 21222	7–9 p.m.
Wednesday, March 11, 2015	George Washington Carver Center for the Arts and Technology 938 North York Avenue, Towson 21204	7–9 p.m.
Thursday, March 12, 2015	Cockeysville Public Library 9833 Greenside Drive, Cockeysville 21030	1–3 p.m.

* Sign language interpreting services will be provided at Milford Mill and Dundalk CCBC.
To request an interpreter or transcriber for other dates, call 410-887-4127 by Thursday, Feb. 26, 2015.

Unable to attend? Complete an online survey - Available from March 3, 2015, until March 15, 2015.
Access from the Magnet Task Force Web site (www.bcps.org/schools/magnet/).

Questions? Call the Office of Magnet Programs at (410) 887-4127.

BALTIMORE COUNTY PUBLIC SCHOOLS
Office of Organizational Development

**Registration for BCPS Magnet Programs
Community Forums**

*Registration questions? Contact the
Office of Organizational Development at
410-887-6400. Staff will be glad to help.*

Please preregister for the BCPS Magnet Programs Community Forums through the BCPS' Online Registration System following the steps below.

1. Create a BCPS Online Registration System account.

*(If you have an Online Registration System account, skip to **Step 2 Register.**)*

- Log on to <https://www.bcps.org/apps/registration/>
- Click on **Create New Account**, enter the required information, and click **Submit** to set up a new account.
- You will see the message **New user created successfully!**
- Click on **Click here to Go Back to the Login to access the system.** This step will return you to the login screen.

2. Register for BCPS Magnet Program Community Forums.

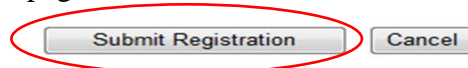
- Enter the e-mail address and password you used to create an account. Click on the **Log In** button.
- Click on **Catalog** on the left menu bar.
- Scroll down and click on **BCPS Magnet Program Community Forums.**

14044	BCPS Magnet Program Community Forums - 2015	Magnet Programs
-------	---	-----------------

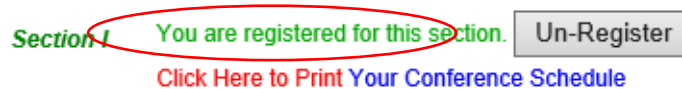
- Click on the **Register** button next to the session you would like to attend.

3. Choose sessions and complete registration.

- Choose a topic within both time slots (Breakout Session 1 and Breakout Session 2).
- After you have clicked on your choice of topic for both breakout sessions, click **Submit Registration** at the bottom of the page.

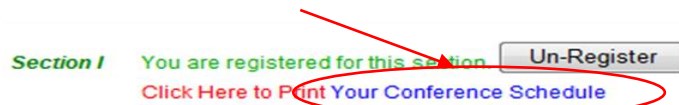


- Look for **“You are registered for this section”** next to the section heading. This will confirm that your registration was completed.



4. Print your schedule.

- Click the **Your Conference Schedule** link to display a printer-friendly version of your schedule.



- Please print your schedule and bring a copy with you to the event.